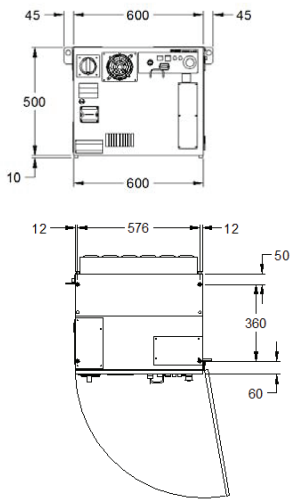


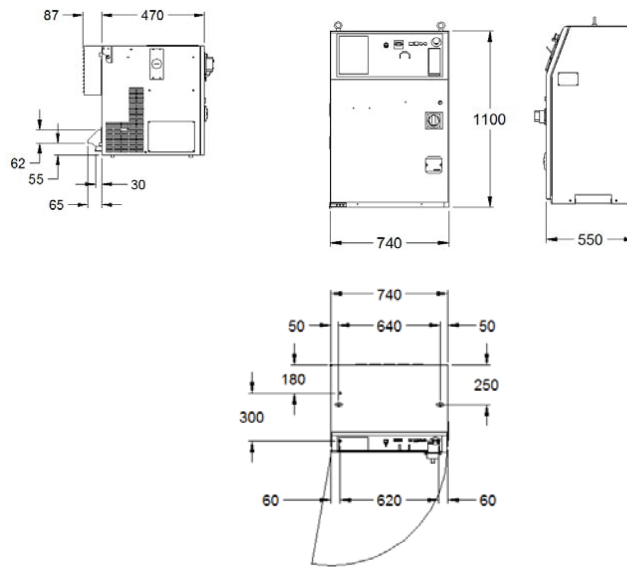
SYSTEM R-30iB Controller

Cabinet Specifications:

A-cabinet



B-cabinet



Operating Environment:

Ambient temperature:
0-45° C (standard)
0-50° C (standard)

Humidity: 75% RH or
less non-condensing

Vibration: 0.5G or less

Power Supply:

Three phase 480V,
575V Optional

Communication Ports:

Two 100 Base-TX/10
Base-T Ethernet ports
USB port, RS-232


I/O Sub-Systems: Model A (5 or 10 slot modular rack), FANUC I/O Link

Remote I/O: DeviceNet, Profibus DP slave master, Ethernet I/O (EGD and EIP),
Interbus (Master & slave), CC-Link (Slave), Profinet, FL-Net

Approvals:

NRTL Approvals:

UL 1740/R:2010-06
CAN/CSA Z434-03 (reaffirmed 2008)
CAN/CSA 22.2 No. 73-83 (reaffirmed 2009)



Functional Safety Approvals:

2006/42/EC, EN ISO 10218-1:2011, EN 61508-1:2001,
EN 61508-2:2001, EN 61508-3:2001, EN 61508-4:2001,
IEC62061:2005, EN 62061:2005, EN ISO 13849-1:2008,
IEC 61800-5-2:2007, EN 61800-5-2:2007, EN 55011/A1:2010,
EN 61000-6-2:2005, EN 61000-6-4:2007



Safety I/O:

A-cabinet 2 in/ 2 Out Cat. 4, PL(e), SIL 3 , B-cabinet 8 in/ 8 Out Cat. 4, PL(e), SIL 3 (option)
Optional Safety I/O expansion boards (8 In/ 8 Out) are also available

Safety Networks:

EIP Safe, DeviceNet Safe, ProfiSafe, FL-Net Safety

FANUC

FANUC AMERICA CORPORATION
3900 WEST HAMLIN ROAD
ROCHESTER HILLS MI 48309-3253

