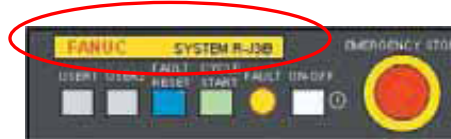



Things You Should Know Before Calling

Know the **Controller model**. This can be found on the upper right side of the Controller.



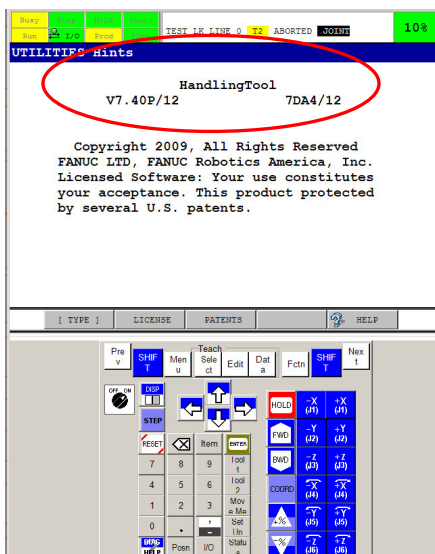
Know the **Robot Model and F#**.

The Robot Model can be found on the robot arm. The F# can be found at the robot base and on the lower left of the control cabinet.



Know the **Application Software** (ArcTool, HandlingTool, KAREL, etc.).

The Teach Pendant will display this when you power-up the Controller.



Controller Model:

Robot Model:

Robot F#:

Application Software: